

MATCHING PADS

Surface Mount \square & Coaxial

MINIMUM Loss DC to 3000 MHz, 50 to 75 Ω

SURFACE MOUNT



ALMP



BMP

MODEL NO.	FREQ. RANGE (MHz) f_L - f_U	ATTENUATION (dB)				VSWR (:1) Max.			CASE STYLE	CONNECTOR	PRICE \$ Qty. (1-9)
		Nom.	L	M	U	L	M	U			
◆ ALMP-5075	DC-3000	5.7 \pm 0.2	0.2	0.4	0.4	1.06:1	1.4:1	1.45:1	CB518	see ml pin connections	7.95
BMP-5075	DC-2000	5.7 \pm 0.1	0.2	0.3	0.4	1.06:1	1.22:1	1.4:1	FF55	75 Ω M-BNC 50 Ω F-BNC	24.95
BMP-5075R	DC-2000	5.7 \pm 0.1	0.2	0.3	0.4	1.06:1	1.22:1	1.4:1	FF55	75 Ω F-BNC 50 Ω M-BNC	24.95

L=DC to 100MHz M=100MHz to 1000MHz U=1000MHz to f_U

features

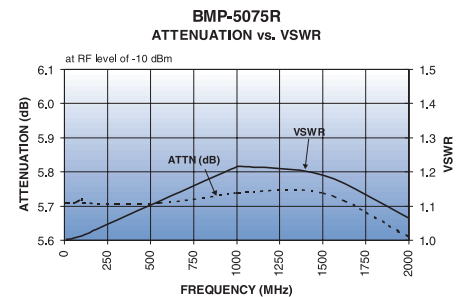
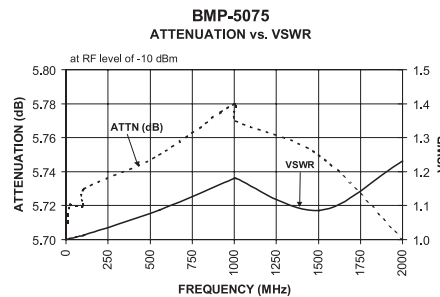
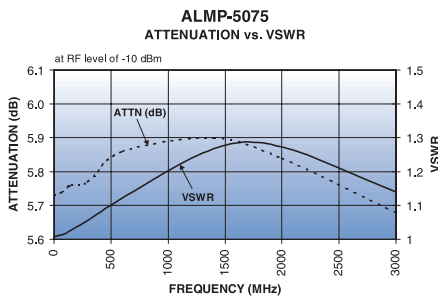
- minimum loss pad for resistive matching of 75 ohm impedance to 50 ohms and vice versa
- excellent VSWR 1.15:1 Typical

NOTES:

- ◆ Aqueous washable
- Non-hermetic
- A. General Quality Control Procedures, Environmental Specifications, Hi-Rel and MIL description are given in General Information (Section 0).
- B. Connector types and case mounted options, case finishes are given in section 0, see "Case Styles & Outline Drawings".
- C. Prices and Specifications subject to change without notice.
- 1. Absolute maximum power, voltage and current ratings:
1a. RF input power, 0.25 Watt.

pin connections

PORT	ml
50 OHM	2
75 OHM	6
GND EXT.	all others
DEMO BOARD	TB-25



The Design Engineers Search Engine
Provides Actual Data Instantly
At: <http://www.minicircuits.com>

In Stock... Immediate Delivery
For Custom Versions Of Standard Models
Consult Our Applications Dept.

